



Summary Institution-Level Pass Rate Data: Traditional Teacher Preparation Program Within IHE

		<p align="center">HEOA - Title II 2011 - 2012 Academic Year</p>				
Institution Name	MISSISSIPPI STATE U MS					
Institution Code	1480					
State	Mississippi					
				<i>February 28, 2013</i>		
				Statewide		
Group	Number Taking Assessment¹	Number Passing Assessment²	Institutional Pass Rate	Number Taking Assessment¹	Number Passing Assessment²	Statewide Pass Rate
All program completers, 2011-12	352	324	92%	1621	1552	96%
All program completers, 2010-11	298	286	96%	1131	1105	98%
All program completers, 2009-10	326	315	97%	1417	1388	98%

¹ Number of completers taking one or more assessments within their area of specialization.

² Number who passed all assessments taken within their area of specialization.

Single Assessment Institution-Level Pass Rate Data: Traditional Teacher Preparation Program Within IHE


	HEOA - Title II 2011 - 2012 Academic Year
	Institution Name
	Institution Code
	State

MISSISSIPPI STATE U MS
1480
Mississippi


February 28, 2013

Assessment Information ¹	Group	Number Taking Assessment	Number Passing Assessment	Institutional Pass Rate	Institutional Average Scaled Score	Assessment Cut Score ²	Statewide			
							Number Taking Assessment	Number Passing Assessment	Statewide Pass Rate	Statewide Average Scaled Score
ART CONTENT KNOWLEDGE II (0134) Test Company: ETS Score Range: 100-200	All enrolled students who have completed all nonclinical courses, 2011-12						1			
	Other enrolled students, 2011-12						2			
	All program completers, 2011-12						7			
	All program completers, 2010-11									
	All program completers, 2009-10									
ART CONTENT KNOWLEDGE (0133) Test Company: ETS Score Range: 100-200	All enrolled students who have completed all nonclinical courses, 2011-12						1			
	Other enrolled students, 2011-12									
	All program completers, 2011-12						13	13	100%	169
	All program completers, 2010-11						9			
	All program completers, 2009-10						7			
BIOLOGY CONTENT KNOWLEDGE (0235) Test Company: ETS Score Range: 100-200	All enrolled students who have completed all nonclinical courses, 2011-12						3			
	Other enrolled students, 2011-12	5				150	11	9	82%	155
	All program completers, 2011-12	11	10	91%	160	150	35	33	94%	161
	All program completers, 2010-11	6				150	16	16	100%	159
	All program completers, 2009-10	8				150	25	23	92%	160
BUSINESS ED CONTENT KNOWLEDGE (0101) Test Company: ETS Score Range: 100-200	All enrolled students who have completed all nonclinical courses, 2011-12	2				148	3			
	Other enrolled students, 2011-12	3				148	3			
	All program completers, 2011-12	4				148	11	11	100%	163
	All program completers, 2010-11	4				148	4			
	All program completers, 2009-10									


Single Assessment Institution-Level Pass Rate Data: Traditional Teacher Preparation Program Within IHE

		HEOA - Title II 2011 - 2012 Academic Year								
Institution Name		MISSISSIPPI STATE U MS								
Institution Code		1480								
State		Mississippi								
							February 28, 2013			
Assessment Information ¹	Group	Number Taking Assessment	Number Passing Assessment	Institutional Pass Rate	Institutional Average Scaled Score	Assessment Cut Score ²	Statewide			
							Number Taking Assessment	Number Passing Assessment	Statewide Pass Rate	Statewide Average Scaled Score
BUSINESS ED (0100) Test Company: ETS Score Range: 250-990	All enrolled students who have completed all nonclinical courses, 2011-12									
	Other enrolled students, 2011-12									
	All program completers, 2011-12									
	All program completers, 2010-11	4				560	4			
	All program completers, 2009-10	6				560	13	13	100%	611
CHEMISTRY CONTENT KNOWLEDGE II (0245) Test Company: ETS Score Range: 100-200	All enrolled students who have completed all nonclinical courses, 2011-12						1			
	Other enrolled students, 2011-12	1				151	2			
	All program completers, 2011-12	3				151	10	9	90%	154
	All program completers, 2010-11	1				151	1			
	All program completers, 2009-10						2			
ED OF DEAF AND HARD OF HEARING (0271) Test Company: ETS Score Range: 100-200	All enrolled students who have completed all nonclinical courses, 2011-12									
	Other enrolled students, 2011-12									
	All program completers, 2011-12						4			
	All program completers, 2010-11						1			
	All program completers, 2009-10						11	11	100%	165
ED OF EXCEPTIONAL STUDENTS: CORE CK (0353) Test Company: ETS Score Range: 100-200	All enrolled students who have completed all nonclinical courses, 2011-12									
	Other enrolled students, 2011-12									
	All program completers, 2011-12									
	All program completers, 2010-11	8				136	17	17	100%	167
	All program completers, 2009-10	15	15	100%	166	136	56	56	100%	168


Single Assessment Institution-Level Pass Rate Data: Traditional Teacher Preparation Program Within IHE

		HEOA - Title II 2011 - 2012 Academic Year								
Institution Name		MISSISSIPPI STATE U MS								
Institution Code		1480								
State		Mississippi								
							<i>February 28, 2013</i>			
Assessment Information ¹	Group	Number Taking Assessment	Number Passing Assessment	Institutional Pass Rate	Institutional Average Scaled Score	Assessment Cut Score ²	Statewide			
							Number Taking Assessment	Number Passing Assessment	Statewide Pass Rate	Statewide Average Scaled Score
EDUCATION OF YOUNG CHILDREN (0021) Test Company: ETS Score Range: 100-200	All enrolled students who have completed all nonclinical courses, 2011-12									
	Other enrolled students, 2011-12						1			
	All program completers, 2011-12						2			
	All program completers, 2010-11						2			
	All program completers, 2009-10									
ELEM ED CONTENT KNOWLEDGE (0014) Test Company: ETS Score Range: 100-200	All enrolled students who have completed all nonclinical courses, 2011-12									
	Other enrolled students, 2011-12									
	All program completers, 2011-12						1			
	All program completers, 2010-11									
	All program completers, 2009-10									
ELEM ED CURR INSTRUC ASSESSMENT (0011) Test Company: ETS Score Range: 100-200	All enrolled students who have completed all nonclinical courses, 2011-12	38	36	95%	173	158	114	104	91%	170
	Other enrolled students, 2011-12	78	59	76%	168	158	342	241	70%	164
	All program completers, 2011-12	180	175	97%	173	158	1000	982	98%	173
	All program completers, 2010-11	167	161	96%	173	158	755	740	98%	172
	All program completers, 2009-10	191	187	98%	172	158	948	934	99%	172
ENG LANG LIT COMP CONTENT KNOWLEDGE (0041) Test Company: ETS Score Range: 100-200	All enrolled students who have completed all nonclinical courses, 2011-12	3				157	9			
	Other enrolled students, 2011-12	12	11	92%	168	157	44	30	68%	164
	All program completers, 2011-12	11	11	100%	175	157	80	76	95%	171
	All program completers, 2010-11	10	10	100%	178	157	61	61	100%	176
	All program completers, 2009-10	10	10	100%	169	157	62	62	100%	173


Single Assessment Institution-Level Pass Rate Data: Traditional Teacher Preparation Program Within IHE

		HEOA - Title II 2011 - 2012 Academic Year								
Institution Name		MISSISSIPPI STATE U MS								
Institution Code		1480								
State		Mississippi								
							Statewide February 28, 2013			
Assessment Information ¹	Group	Number Taking Assessment	Number Passing Assessment	Institutional Pass Rate	Institutional Average Scaled Score	Assessment Cut Score ²	Number Taking Assessment	Number Passing Assessment	Statewide Pass Rate	Statewide Average Scaled Score
FAMILY AND CONSUMER SCIENCES II (0121) Test Company: ETS Score Range: 100-200	All enrolled students who have completed all nonclinical courses, 2011-12									
	Other enrolled students, 2011-12	2				153	2			
	All program completers, 2011-12									
	All program completers, 2010-11									
	All program completers, 2009-10						1			
FRENCH WORLD LANGUAGE (CD) (5174) Test Company: ETS Score Range: 100-200	All enrolled students who have completed all nonclinical courses, 2011-12									
	Other enrolled students, 2011-12									
	All program completers, 2011-12						1			
	All program completers, 2010-11									
	All program completers, 2009-10									
HEALTH EDUCATION (0550) Test Company: ETS Score Range: 250-990	All enrolled students who have completed all nonclinical courses, 2011-12									
	Other enrolled students, 2011-12						4			
	All program completers, 2011-12						3			
	All program completers, 2010-11						1			
	All program completers, 2009-10									
LIBRARY MEDIA SPECIALIST II (0311) Test Company: ETS Score Range: 100-200	All enrolled students who have completed all nonclinical courses, 2011-12									
	Other enrolled students, 2011-12									
	All program completers, 2011-12									
	All program completers, 2010-11									
	All program completers, 2009-10						1			

Single Assessment Institution-Level Pass Rate Data: Traditional Teacher Preparation Program Within IHE

		HEOA - Title II 2011 - 2012 Academic Year								
Institution Name		MISSISSIPPI STATE U MS								
Institution Code		1480								
State		Mississippi								
							February 28, 2013			
Assessment Information ¹	Group	Number Taking Assessment	Number Passing Assessment	Institutional Pass Rate	Institutional Average Scaled Score	Assessment Cut Score ²	Statewide			
							Number Taking Assessment	Number Passing Assessment	Statewide Pass Rate	Statewide Average Scaled Score
MATHEMATICS CONTENT KNOWLEDGE (0061) Test Company: ETS Score Range: 100-200	All enrolled students who have completed all nonclinical courses, 2011-12	5				123	13	13	100%	134
	Other enrolled students, 2011-12	5				123	15	12	80%	135
	All program completers, 2011-12	14	11	79%	141	123	53	50	94%	139
	All program completers, 2010-11	9				123	35	33	94%	137
	All program completers, 2009-10	6				123	32	31	97%	140
MUSIC CONTENT KNOWLEDGE (0113) Test Company: ETS Score Range: 100-200	All enrolled students who have completed all nonclinical courses, 2011-12	2				139	11	11	100%	154
	Other enrolled students, 2011-12	1				139	25	25	100%	153
	All program completers, 2011-12	10	10	100%	166	139	62	62	100%	160
	All program completers, 2010-11	11	11	100%	163	139	32	31	97%	158
	All program completers, 2009-10	11	11	100%	159	139	66	66	100%	159
PHYSICAL ED CONTENT KNOWLEDGE (0091) Test Company: ETS Score Range: 100-200	All enrolled students who have completed all nonclinical courses, 2011-12	13	13	100%	151	138	22	22	100%	149
	Other enrolled students, 2011-12	13	12	92%	152	138	41	38	93%	148
	All program completers, 2011-12	64	62	97%	151	138	108	106	98%	151
	All program completers, 2010-11	42	42	100%	152	138	77	77	100%	152
	All program completers, 2009-10	49	49	100%	153	138	88	88	100%	151
PHYSICS CONTENT KNOWLEDGE II (0265) Test Company: ETS Score Range: 100-200	All enrolled students who have completed all nonclinical courses, 2011-12									
	Other enrolled students, 2011-12	1				139	1			
	All program completers, 2011-12	1				139	1			
	All program completers, 2010-11									
	All program completers, 2009-10	1				139	1			

Single Assessment Institution-Level Pass Rate Data: Traditional Teacher Preparation Program Within IHE

	HEOA - Title II 2011 - 2012 Academic Year
	Institution Name
	Institution Code
	State

MISSISSIPPI STATE U MS


1480

Mississippi

February 28, 2013

Assessment Information ¹	Group	Number Taking Assessment	Number Passing Assessment	Institutional Pass Rate	Institutional Average Scaled Score	Assessment Cut Score ²	Statewide				
							Number Taking Assessment	Number Passing Assessment	Statewide Pass Rate	Statewide Average Scaled Score	
PRAXIS I MATHEMATICS (0730) Test Company: ETS Score Range: 150-190	All enrolled students who have completed all nonclinical courses, 2011-12										
	Other enrolled students, 2011-12						11	11	100%	174	
	All program completers, 2011-12	1				169	11	11	100%	177	
	All program completers, 2010-11										
	All program completers, 2009-10						3				
PRAXIS I READING (0710) Test Company: ETS Score Range: 150-190	All enrolled students who have completed all nonclinical courses, 2011-12										
	Other enrolled students, 2011-12						11	11	100%	175	
	All program completers, 2011-12	1				170	11	11	100%	178	
	All program completers, 2010-11						2				
	All program completers, 2009-10						2				
PRAXIS I WRITING (0720) Test Company: ETS Score Range: 150-190	All enrolled students who have completed all nonclinical courses, 2011-12										
	Other enrolled students, 2011-12						11	10	91%	174	
	All program completers, 2011-12	1				172	10	10	100%	177	
	All program completers, 2010-11										
	All program completers, 2009-10						3				
PRINC LEARNING AND TEACHING 5-9 II (0623) Test Company: ETS Score Range: 100-200	All enrolled students who have completed all nonclinical courses, 2011-12	1				160	1				
	Other enrolled students, 2011-12	1				160	5				
	All program completers, 2011-12	1				160	3				
	All program completers, 2010-11										
	All program completers, 2009-10										


Single Assessment Institution-Level Pass Rate Data: Traditional Teacher Preparation Program Within IHE

	HEOA - Title II 2011 - 2012 Academic Year
	Institution Name MISSISSIPPI STATE U MS
	Institution Code 1480
	State Mississippi


February 28, 2013

Assessment Information ¹	Group	Number Taking Assessment	Number Passing Assessment	Institutional Pass Rate	Institutional Average Scaled Score	Assessment Cut Score ²	Statewide			
							Number Taking Assessment	Number Passing Assessment	Statewide Pass Rate	Statewide Average Scaled Score
PRINC LEARNING AND TEACHING 5-9 (0523) Test Company: ETS Score Range: 100-200	All enrolled students who have completed all nonclinical courses, 2011-12									
	Other enrolled students, 2011-12						1			
	All program completers, 2011-12	5				152	12	10	83%	158
	All program completers, 2010-11	2				152	5			
	All program completers, 2009-10	2				152	7			
PRINC LEARNING AND TEACHING 7-12 II (0624) Test Company: ETS Score Range: 100-200	All enrolled students who have completed all nonclinical courses, 2011-12	35	33	94%	169	157	71	69	97%	168
	Other enrolled students, 2011-12	42	34	81%	166	157	107	77	72%	163
	All program completers, 2011-12	64	57	89%	166	157	246	233	95%	167
	All program completers, 2010-11	1				157	6			
	All program completers, 2009-10						1			
PRINC LEARNING AND TEACHING 7-12 (0524) Test Company: ETS Score Range: 100-200	All enrolled students who have completed all nonclinical courses, 2011-12						14	13	93%	164
	Other enrolled students, 2011-12	11	10	91%	168	152	55	43	78%	160
	All program completers, 2011-12	74	72	97%	164	152	252	249	99%	167
	All program completers, 2010-11	109	107	98%	167	152	314	312	99%	167
	All program completers, 2009-10	110	107	97%	164	152	377	372	99%	166
PRINC LEARNING AND TEACHING K-6 II (0622) Test Company: ETS Score Range: 100-200	All enrolled students who have completed all nonclinical courses, 2011-12	41	39	95%	172	160	105	100	95%	170
	Other enrolled students, 2011-12	61	48	79%	169	160	255	200	78%	167
	All program completers, 2011-12	112	106	95%	172	160	580	563	97%	172
	All program completers, 2010-11	2				160	12	12	100%	168
	All program completers, 2009-10									

Single Assessment Institution-Level Pass Rate Data: Traditional Teacher Preparation Program Within IHE

		HEOA - Title II 2011 - 2012 Academic Year								
Institution Name		MISSISSIPPI STATE U MS								
Institution Code		1480								
State		Mississippi								
							February 28, 2013			
Assessment Information ¹	Group	Number Taking Assessment	Number Passing Assessment	Institutional Pass Rate	Institutional Average Scaled Score	Assessment Cut Score ²	Statewide			
							Number Taking Assessment	Number Passing Assessment	Statewide Pass Rate	Statewide Average Scaled Score
PRINC LEARNING AND TEACHING K-6 (0522) Test Company: ETS Score Range: 100-200	All enrolled students who have completed all nonclinical courses, 2011-12	1				152	14	12	86%	155
	Other enrolled students, 2011-12	8				152	63	48	76%	159
	All program completers, 2011-12	94	90	96%	170	152	510	498	98%	170
	All program completers, 2010-11	184	177	96%	170	152	787	777	99%	169
	All program completers, 2009-10	214	211	99%	169	152	1026	1016	99%	170
SE CORE KNOWLEDGE & APPLICATIONS (0354) Test Company: ETS Score Range: 100-200	All enrolled students who have completed all nonclinical courses, 2011-12	6				142	7			
	Other enrolled students, 2011-12	5				142	12	10	83%	161
	All program completers, 2011-12	14	14	100%	170	142	63	62	98%	171
	All program completers, 2010-11	6				142	17	17	100%	167
	All program completers, 2009-10									
SOCIAL STUDIES CONTENT KNOWLEDGE (0081) Test Company: ETS Score Range: 100-200	All enrolled students who have completed all nonclinical courses, 2011-12	8				143	19	17	89%	155
	Other enrolled students, 2011-12	13	12	92%	158	143	36	23	64%	150
	All program completers, 2011-12	29	29	100%	155	143	139	136	98%	160
	All program completers, 2010-11	27	27	100%	160	143	91	91	100%	159
	All program completers, 2009-10	26	26	100%	156	143	92	91	99%	158
SPANISH PRODUCTIVE LANGUAGE SKILLS (0192) Test Company: ETS Score Range: 100-200	All enrolled students who have completed all nonclinical courses, 2011-12									
	Other enrolled students, 2011-12									
	All program completers, 2011-12									
	All program completers, 2010-11									
	All program completers, 2009-10						3			

Single Assessment Institution-Level Pass Rate Data: *Traditional Teacher Preparation Program Within IHE*

	HEOA - Title II 2011 - 2012 Academic Year	
	Institution Name	MISSISSIPPI STATE U MS
	Institution Code	1480
	State	Mississippi

February 28, 2013

Assessment Information ¹	Group	Number Taking Assessment	Number Passing Assessment	Institutional Pass Rate	Institutional Average Scaled Score	Assessment Cut Score ²	Statewide				
							Number Taking Assessment	Number Passing Assessment	Statewide Pass Rate	Statewide Average Scaled Score	
SPANISH WORLD LANGUAGE (CD) (5195) Test Company: ETS Score Range: 100-200	All enrolled students who have completed all nonclinical courses, 2011-12										
	Other enrolled students, 2011-12	1				160	8				
	All program completers, 2011-12	1				160	4				
	All program completers, 2010-11	1				160	1				
	All program completers, 2009-10										
SPEECH COMMUNICATIONS (0221) Test Company: ETS Score Range: 100-200	All enrolled students who have completed all nonclinical courses, 2011-12										
	Other enrolled students, 2011-12										
	All program completers, 2011-12	1				134	1				
	All program completers, 2010-11										
	All program completers, 2009-10	1				134	1				

¹Tests with multiple delivery options (computer, paper, etc.) will be noted with the assessment code for the paper format only.

²Cut scores may vary for groups depending upon when the cut scores are established by the state and when each group completed their teacher certification or licensure assessment.